



EVN

VIETNAM ELECTRICITY

ANNUAL REPORT

2021



CONTENTS

03	Message from the Chairman
05	Message from the President & CEO
08	Organizational chart
09	Corporate introduction
10	Power generation
20	Power transmission and distribution
26	Business performance
32	Environmental protection
34	EVN Digital Transformation
36	Electricity market
40	Corporate Restructuring and Equitization
42	International cooperation
44	Human resource development and training
45	Corporate social responsibility
46	Consolidated financial statements
47	Consolidated balance sheet
48	Power plant projects
49	EVN's member companies
52	Geographical scheme of Vietnam power system



MESSAGE FROM THE CHAIRMAN

Vietnam Electricity has chosen the 2020 theme: “Focusing on comprehensively completing the plan for the 2016-2020 period” for striving to achieve and surpass the tasks and targets of EVN’s 5-year plan of 2016-2020 approved by the Prime Minister and the Committee for Management of State Capital at Enterprises.

2020 has been a challenging year for EVN with the complicated evolution of the Covid-19 pandemic, the situation of natural disasters, storms and floods in central provinces. Despite these difficulties, the Group has accomplished the dual task of epidemic containment and ensuring sufficient power supply for the socio-economic development of the country. This remarkable achievement was thanks to the strong leadership of the Party, the Government, the Committee for the Management of State Capital at Enterprises (CMSC), the Ministry of Industry and Trade (MOIT) and other ministries, localities, together with the solidarity, great efforts and creativity of EVN’s management team and all employees.

By the end of 2020, the scale of Vietnam’s power system ranks 2nd in Southeast Asia and 23rd in the world. The total installed capacity of the power

system had reached 69,297 MW, which included 17,539 MW from renewable energy sources. Though we have seen wide-scale integration of renewable energy sources into the national power system, EVN has maintained stable operation and reliable power supply.

As the pioneer in applying scientific and technical advances to bring efficiency improvement to all ranges of production and business activities, EVN was honored to be awarded the title of Outstanding Digital Transformation Enterprise in 2020. EVN has selected the 2021 theme of “Digital Transformation in Vietnam Electricity” to proactively seize new opportunities, applying digital technology to all production and business activities, and striving to transform the company into a digital enterprise with operational efficiency and sustainability.

The year 2021 is the first of the 2021-2025 five-year plan, EVN is committed to making efforts with high determination to complete the objectives and tasks in 2021 and the forthcoming period, providing a valuable contribution to the industrialization and modernization of the country.

Chairman



DUONG QUANG THANH


EVN

VIETNAM ELECTRICITY

MESSAGE FROM THE PRESIDENT AND CEO

In 2020, EVN was facing many difficulties that were affecting our power development investments and business activities. Since the Covid-19 pandemic has been impacting our local economy and along with the effect of climate change, we at EVN continued to forge ahead of meeting and surpassing our objective targets by completing our five-year development plan of 2016-2020 and fulfilling all significant tasks that were assigned by the Government.

While working toward securing sufficient electricity supply for the country, EVN's emphasis was to meet power demand for the overall socio-economic development of Viet Nam. During this period, EVN was able to manage a safe and reliable power operating system that has reached a total capacity of 69,297 MW, which includes a massive renewable energy source integrated into our grid. Taking social responsibility at the front end of the COVID-19 outbreak and helping our customers to cope with economic difficulties, EVN has twice taken proactive steps of reducing electricity prices and electric bills for a total of VND 12,300 billion during this pandemic period.

Our theme for 2021 is "Digital Transformation in Vietnam Electricity". This year's theme has been chosen as a roadmap for injecting science and technology application into EVN's business model; the integration of digital technology and management

modelling is well suited for the processing of digital production and business activities at EVN. Therefore, we aim at improving our operation with innovation, optimization of costs, improving customer experience and satisfaction, and completing our transformation process by the end of 2025 to fully operate the corporation under the digital enterprise mode.

To achieve our annual target for the year 2021, EVN has been concentrating on the following tasks: (i) Operating the national power system in a safe and reliable manner, meeting power demand for socio-economic development. (ii) Implementing power generation and investing into our network infrastructure timely and with the highest standard of quality; (ii) Continuing to improve customer service, enhancing the efficiency of power production and business activities, and labor productivity; (iv) Continuing with our restructuring and renovation process for the power sector and in line with the Government's direction.

While 2021 has been a challenging year for EVN that was attributed by the COVID-19 pandemic, EVN will continue to remain steadfastly committed to upholding the highest professional standards and driving value for our stakeholders by doing our best to ensure the sustainability of our business development in the coming years.

President and CEO



TRAN DINH NHAN


EVN

VIETNAM ELECTRICITY

BOARD OF DIRECTORS



Mr. DUONG QUANG THANH

Chairman



Mr. TRAN DINH NHAN

Board Member,
President and CEO



Mr. MAI QUOC HOI

Board Member



Mr. DANG HUY CUONG

Board Member



Mr. NGUYEN DUC CUONG

Board Member



Mr. CAO QUANG QUYNH

Board Member

BOARD OF EXECUTIVE MANAGEMENT



Mr. TRAN DINH NHAN

President and CEO



Mr. NGUYEN TAI ANH

Vice President
Southern Investment &
Construction



Mr. NGO SON HAI

Vice President
Technical and
Power System Operation



Mr. VO QUANG LAM

Vice President
Power Business



Mr. NGUYEN XUAN NAM

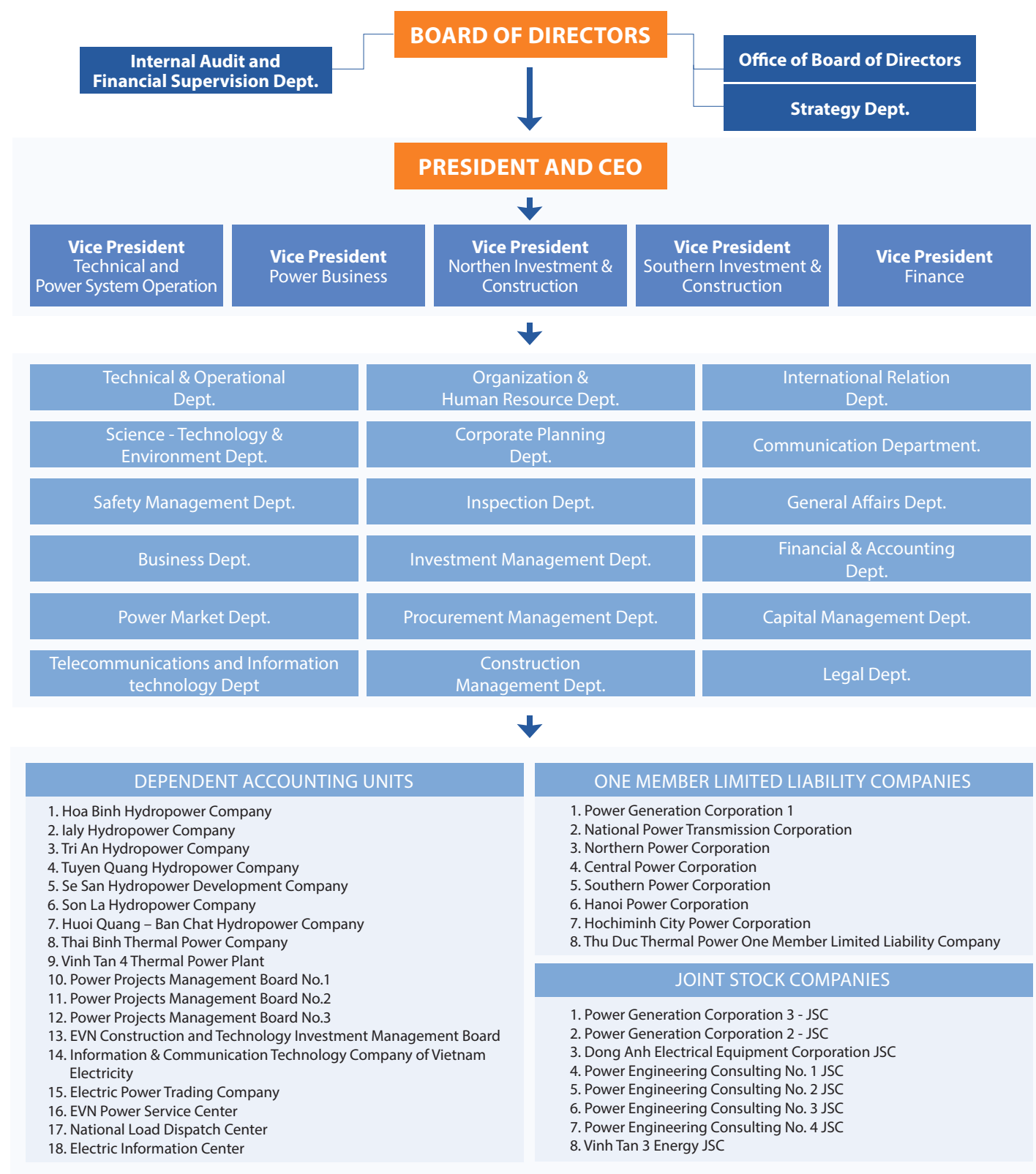
Vice President
Finance



Mr. PHAM HONG PHUONG

Vice President
Northern Investment &
Construction

ORGANIZATIONAL CHART



EVN Twin tower

CORPORATE INTRODUCTION

Vietnam Electricity (EVN) was established by the Government of Vietnam as a State-owned company in 1994 and officially operated as a one-member limited liability company in 2010.

Entrusted with the mission of ensuring sufficient power supply for national socio-economic growth and meeting customers' demands with continuously improved quality and services, EVN secures power investment and development while serving Vietnam Government as a macro-economic regulatory tool.

EVN wholly owns the National Power Transmission Corporation (EVNNPT) and the five distribution companies, namely Northern Power Corporation (EVNNPC), Central Power Corporation (EVNCPC), Southern Power Corporation (EVNSPC), Hanoi Power Corporation (EVNHANOI) and Ho Chi Minh City Power

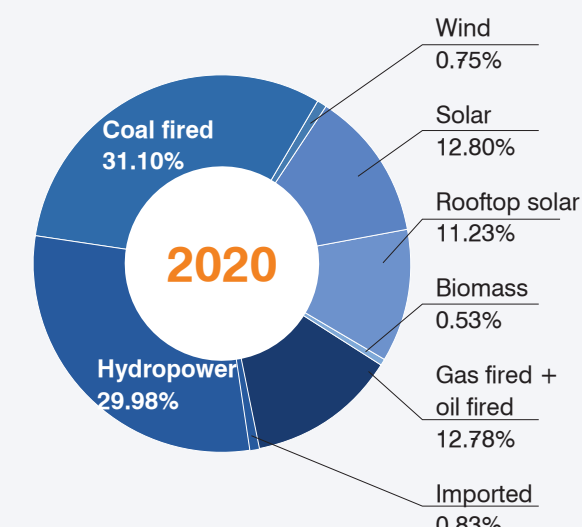
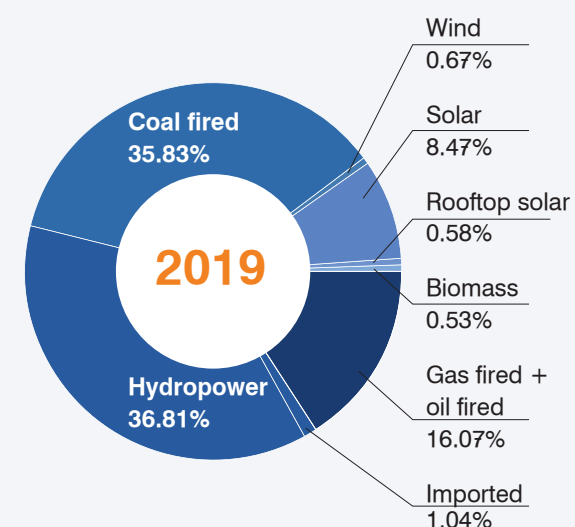
Corporation (EVNHCMC). EVN runs its own strategic and multipurpose hydropower plants and those power plants belonging to 03 power generation corporations (GENCOs 1, 2, 3) with a total capacity of 29,513 MW, which accounts for 42.6% of the national power generation system, and sells electricity to nearly 29 million customers over the country.

EVN is dedicated to the vision of becoming a leading power utility in the region, powering socio-economic development and being responsible to customers and the whole community.

POWER GENERATION

Installed capacity by fuel types

Power source	2019		2020	
	(MW)	(%)	(MW)	(%)
Hydropower	20,283	36.81%	20,774	29.98%
Coal fired	19,744	35.83%	21,554	31.10%
Gas fired + oil fired	8,857	16.07%	8,858	12.78%
Wind	369	0.67%	518	0.75%
Solar	4,669	8.47%	8,871	12.80%
Rooftop solar	320	0.58%	7,785	11.23%
Biomass	293	0.53%	365	0.53%
Imported	572	1.04%	572	0.83%
Total	55,107	100%	69,297	100%



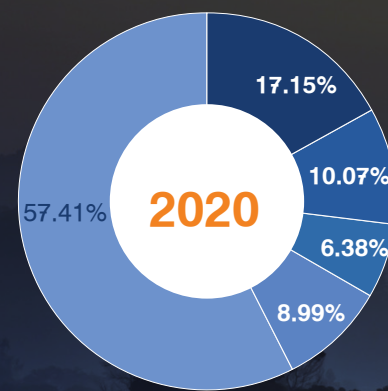
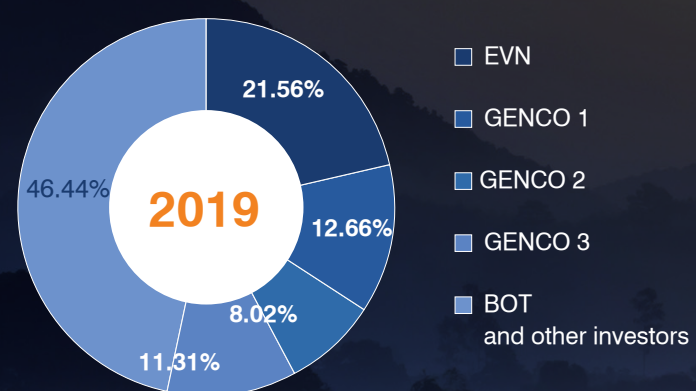
Hoa Binh Hydropower Plant



Floating Solar Power plant
on Da Mi reservoir

Installed capacity by ownership

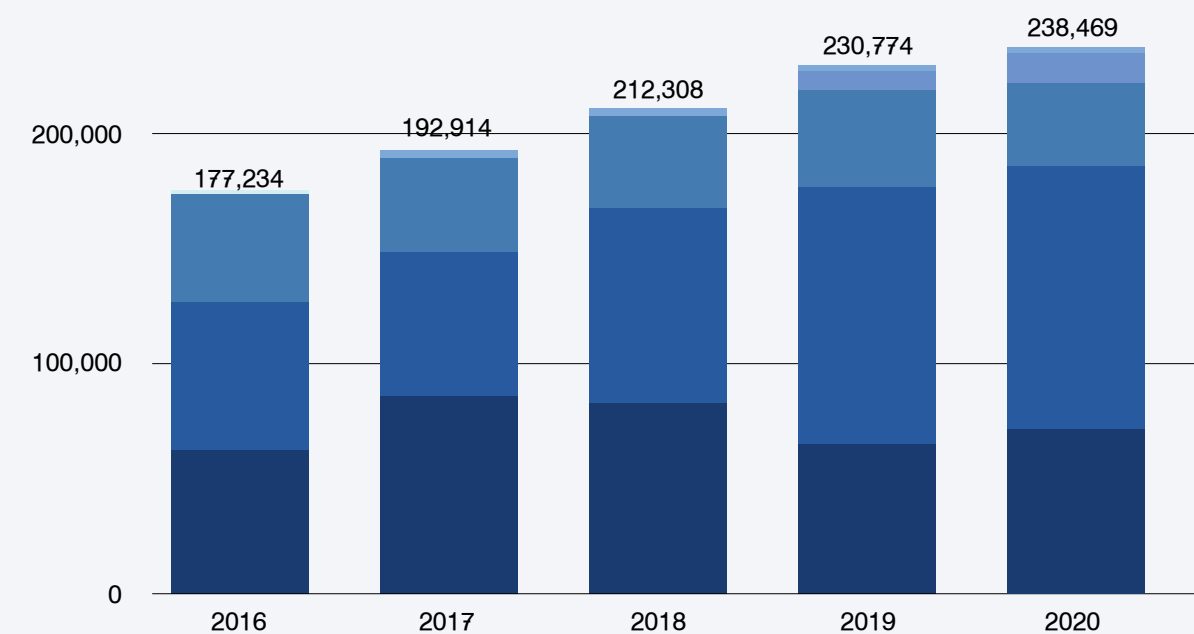
Owner	2019		2020	
	(MW)	(%)	(MW)	(%)
EVN	11,883	21.56%	11,883	17.15%
GENCO 1	6,979	12.66%	6,979	10.07%
GENCO 2	4,421	8.02%	4,421	6.38%
GENCO 3	6,230	11.31%	6,230	8.99%
BOT and other investors	25,594	46.44%	39,784	57.41%
Installed capacity	55,107	100%	69,297	100%



Power production and purchase

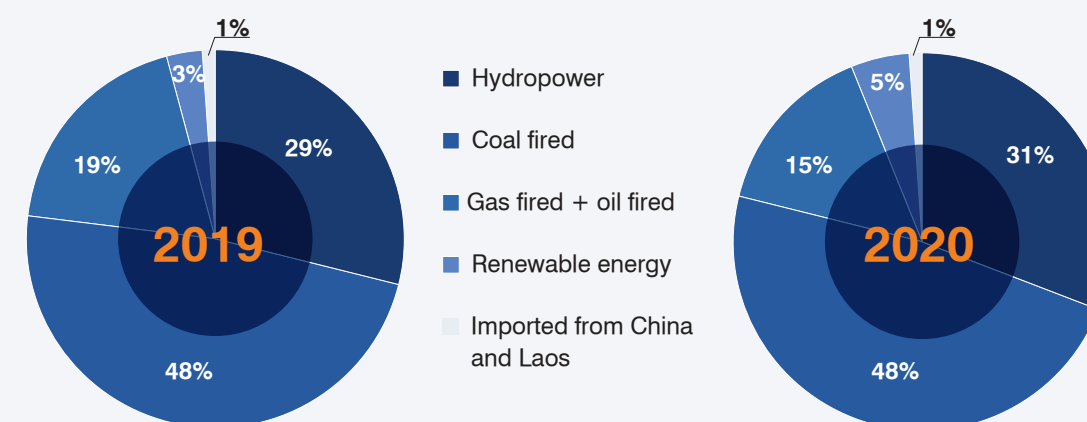
Years	2016	2017	2018	2019	2020
Total	177,234	192,914	212,308	230,774	238,469
Hydropower	64,167	87,599	84,489	66,542	73,382
Coal fired	63,974	62,613	83,845	111,180	114,765
Gas fired + oil fired	46,013	39,957	40,277	43,639	35,203
Renewable energy	364	400	935	6,100	12,060
Imported from China and Laos	2,716	2,345	2,762	3,313	3,059

Unit: million kWh



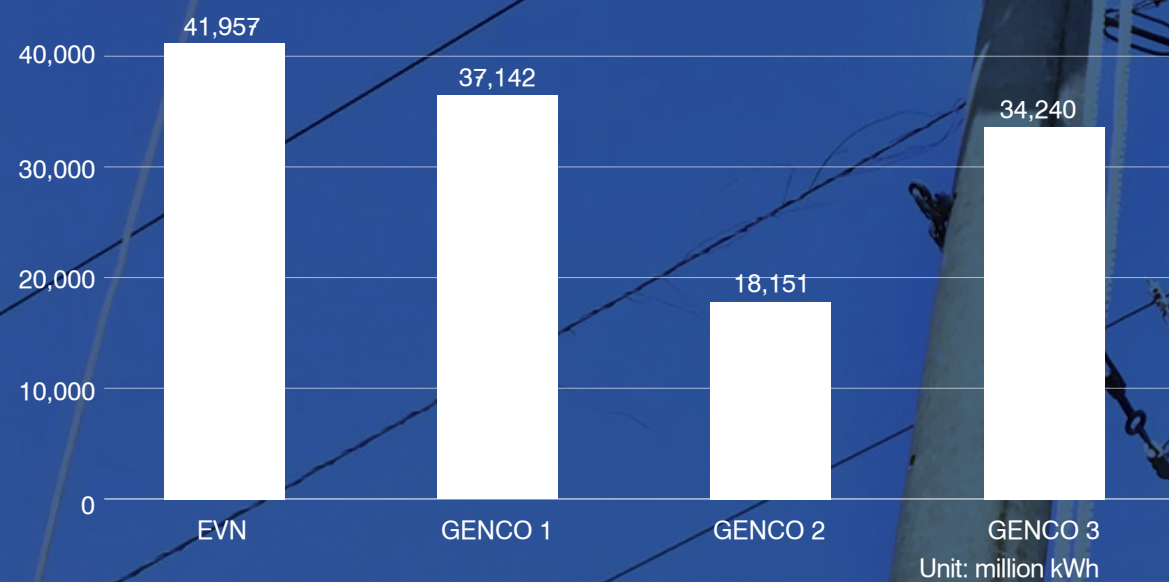
Unit: million kWh

■ Hydropower ■ Coal fired ■ Gas fired + oil fired
 ■ Renewable energy ■ Imported from China and Laos

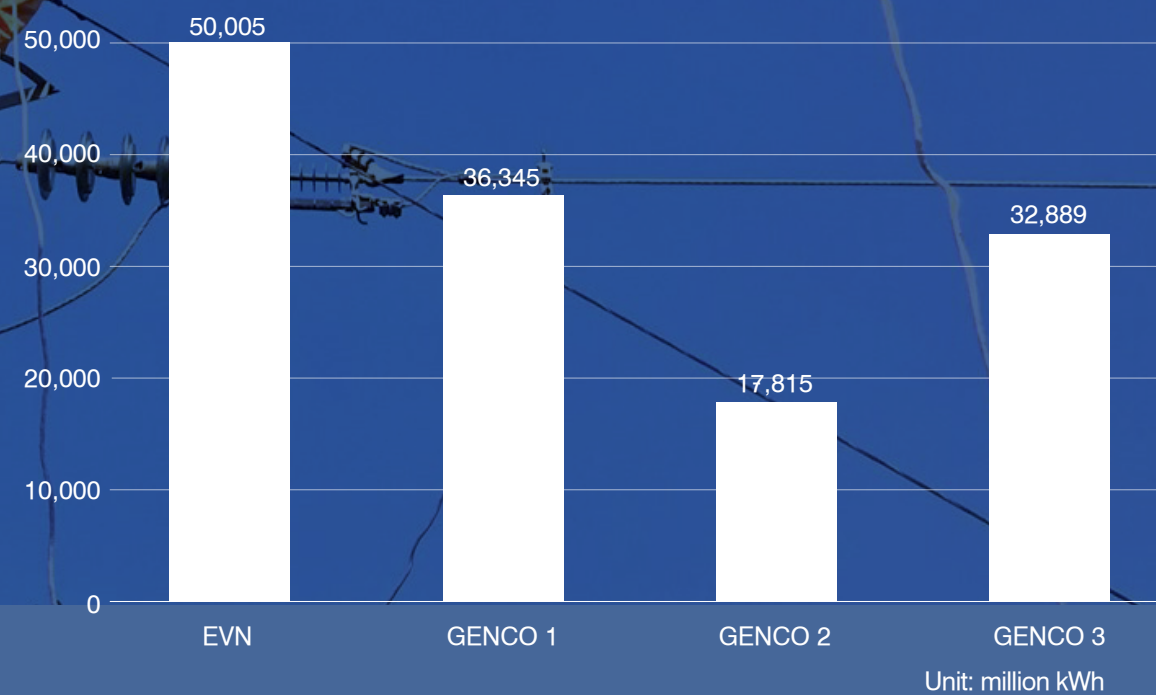


Power production

Power production by EVN and GENCOs in 2019

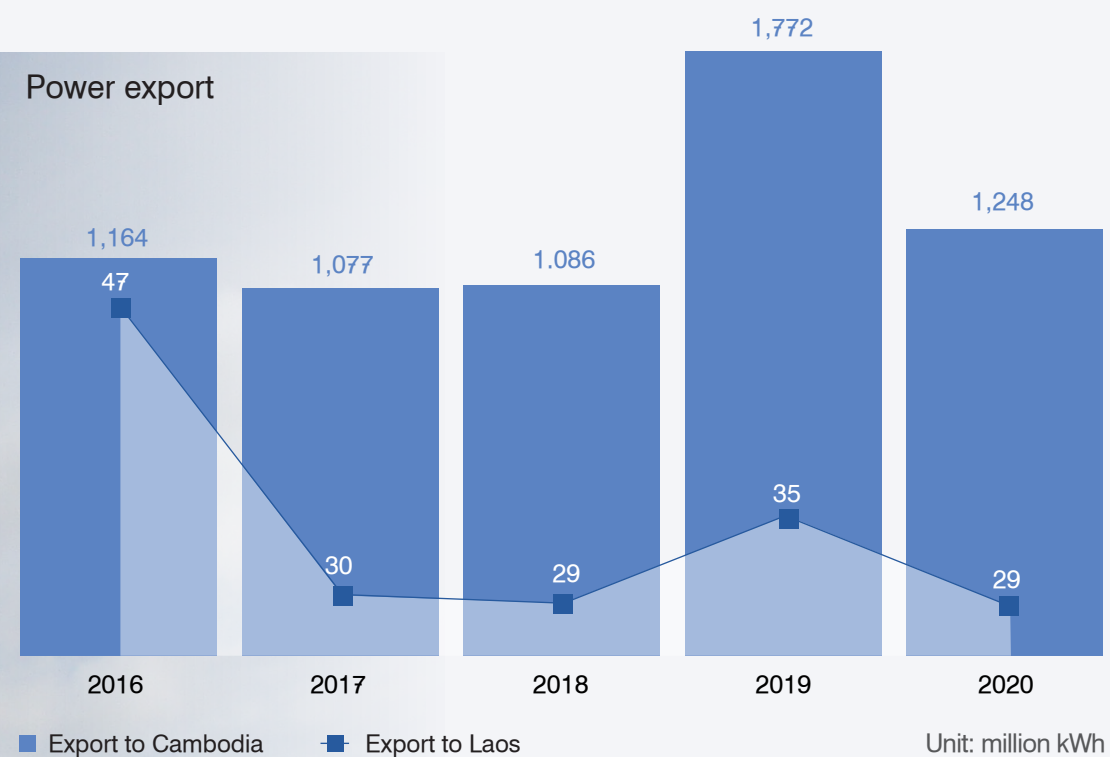


Power production by EVN and GENCOs in 2020

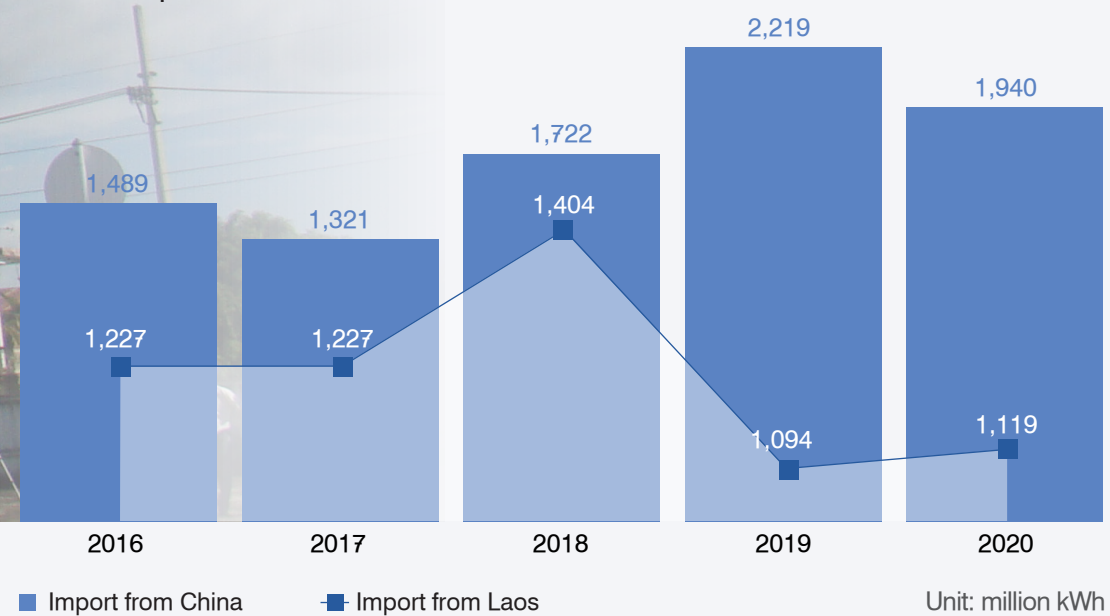




Power export



Power import



POWER TRANSMISSION AND DISTRIBUTION

Connecting power to Tien Hai island commune



THE 500KV - 220KV - 110KV NETWORKS

Items/ Years	2019		2020	
500-220kV grid	Unit	Quantity	Unit	Quantity
Lines	km	25,827	km	26,497
Transformers	MVA	96,400	MVA	104,525
110kV grid				
Lines	km	20,195	km	21,559
Transformers	MVA	62,522	MVA	66,260
Total				
Lines	km	46,022	km	48,056
Transformers	MVA	158,922	MVA	170,785

National Power Transmission Corporation (EVNNPT)

The national power transmission system

Items/Years	2019		2020	
	Unit	Quantity	Unit	Quantity
500kV lines	km	8,217	km	8,285
220kV lines	km	17,478	km	18,076
500kV transformers	MVA	34,650	MVA	39,900
220kV transformers	MVA	58,750	MVA	61,625
110kV transformers	MVA	3,846	MVA	4,037

Power Transmission system expansion plan

Item	Unit	2016-2020	2021-2025	2026-2030
500kV lines	km	2,746	3,592	3,714
220kV lines	km	7,488	4,076	3,435
500kV substations	MVA	26,700	26,400	23,550
220kV substations	MVA	34,966	33,888	32,750

Northern Power Corporation (EVNNPC)

Items/Years	2019		2020	
	Unit	Quantity	Unit	Quantity
110kV lines	km	8,836	km	9,719
Medium and low voltage lines	km	226,906	km	231,425
110kV transformers	MVA	20,401	MVA	22,173
Medium voltage transformers	MVA	15,595	MVA	17,425

Hanoi Power Corporation (EVNHANOI)

Items/Years	2019		2020	
	Unit	Quantity	Unit	Quantity
220kV lines	km	9	km	9
110kV lines	km	891	km	926
Medium and low voltage lines	km	43,673	km	43,741
220kV transformers	MVA	500	MVA	500
110kV transformers	MVA	6,348	MVA	6,686
Medium voltage transformers	MVA	7,891	MVA	8,466

Central Power Corporation (EVNCPC)

Items/Years	2019		2020	
	Unit	Quantity	Unit	Quantity
110kV lines	km	3,702	km	3,882
Medium and low voltage lines	km	70,361	km	75,285
110kV transformers	MVA	6,695	MVA	7,205
Medium voltage transformers	MVA	6,205	MVA	6,509



Southern Power Corporation (EVNSPC)

Items/Years	2019		2020	
	Unit	Quantity	Unit	Quantity
110kV lines	km	6,039	km	6,278
Medium and low voltage lines	km	146,884	km	151,813
110kV transformers	MVA	18,640	MVA	19,401
Medium voltage transformers	MVA	8,450	MVA	9,264

Ho Chi Minh City Power Corporation (EVNHCMC)

Items/Years	2019		2020	
	Unit	Quantity	Unit	Quantity
220kV lines	km	123	km	127
110kV lines	km	727	km	754
Medium and low voltage lines	km	19,925	km	20,673
220kV transformers	MVA	2,500	MVA	2,500
110kV transformers	MVA	6,592	MVA	6,758
Medium voltage transformers	MVA	7,070	MVA	8,501



BUSINESS PERFORMANCE

Despite many difficulties during 2020, EVN recorded a rise of 2% in total revenue. The total volume of power generation and purchase stood at 238,469 million kWh in 2020, an upward of 3.33% from the preceding year. Power sales reached 216,950 million kWh, an increase of 3.42% over the year 2019. The total amount of power transmission was 203,700 kWh, a growth of 1.95% from the previous year. EVN connected 100% of communes, more than 99% of rural households, and 11/12 districts of islands with electricity access. The reliability of the power supply was enhanced as SAIDI significantly fell by 66.76% from the previous year and the power loss rate declined to 6.42%.


As for 2020, EVN attained the DSCR of 0.25 and the SFR of 0.33, making profitability in the power business. The average electricity tariff stayed at VND 1,820/kWh (or about US cent 7.9/kWh). Sharing difficulties of the economy, EVN has made discounts to certain categories of customers to ease the pandemic's economic impact, reducing electricity bills by a total amount of VND 12,263.5 billion.

Since 2019, EVN has provided electricity service level 4, integrating all electricity services to the National Public Service Portal. According to the World Bank's Doing Business report, the access-to-electricity index of Vietnam ranked 27th out of 190 nations and economies and 4th in ASEAN in 2019.

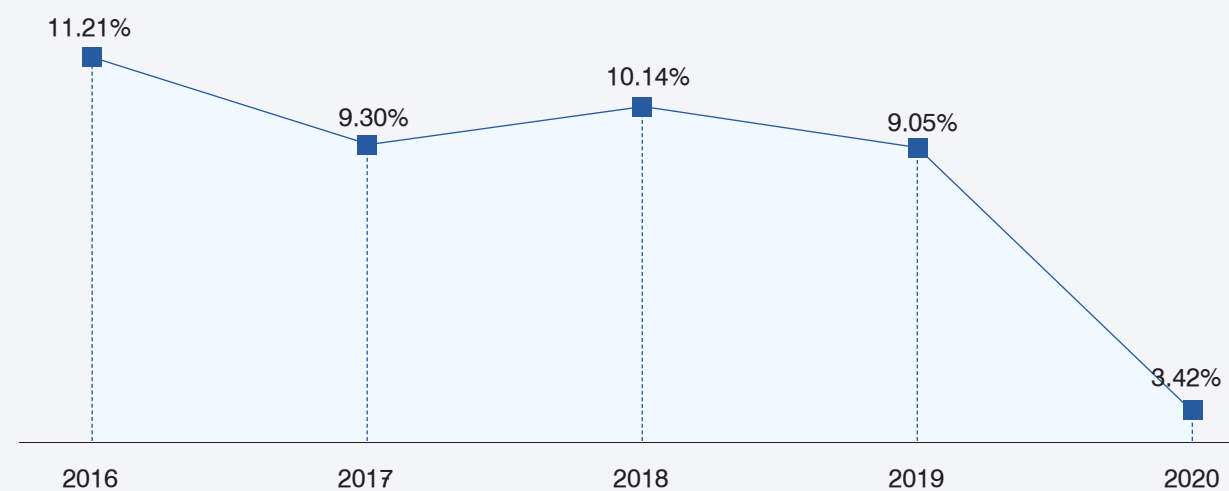


EVN's engineers on duty at the control room of Duyen Hai 1 Thermal Power Plant

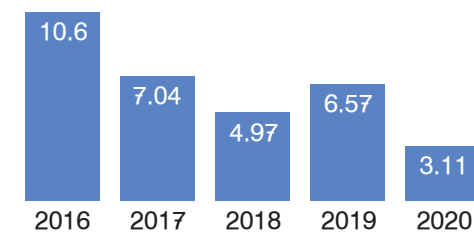
Power Sales



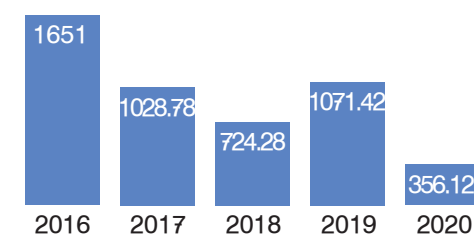
Power sales growth



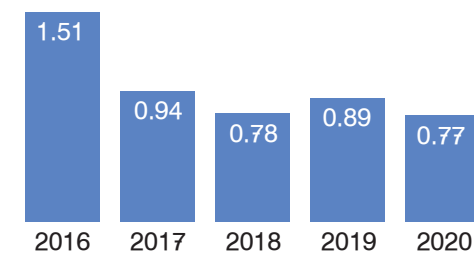
SAIFI
(times per customer)



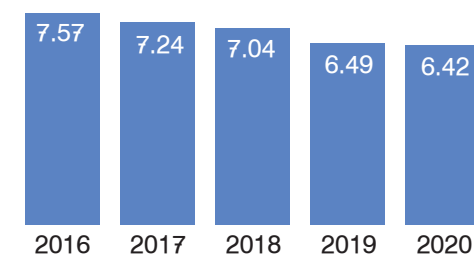
SAIDI
(minutes per customer)



MAIFI
(times per customer)



Power loss
rate (%)

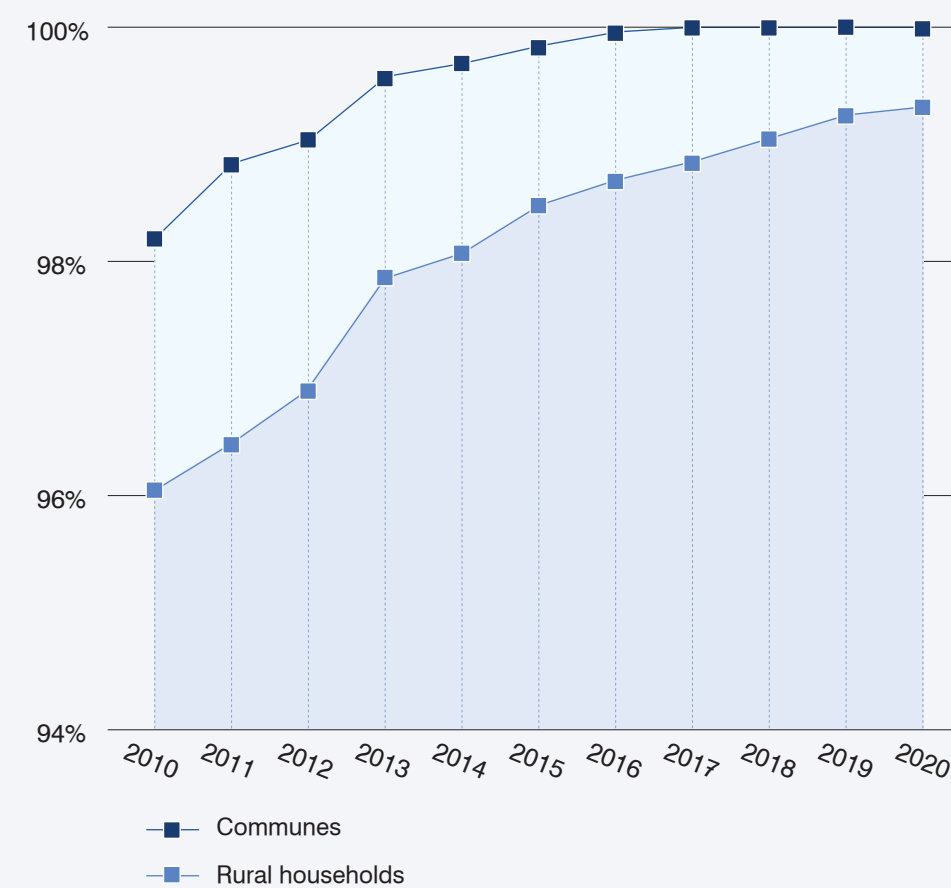




EVN's workers repaired and renovated the power grid in Central Highlands

Rural electrification

Years	2016	2017	2018	2019	2020
Communes	99.97%	99.98%	100%	100%	100%
Rural households	98.69%	98.83%	99.05%	99.25%	99.30%



ENVIRONMENTAL PROTECTION



EVN's leaders and employees planted trees at the premises of Lai Chau Hydropower Plant

Ensuring the environmental stewardship of the company, EVN is committed to reducing environmental footprint throughout the process of investment and construction, production and sales; strictly complying with the Law of Environment Protection and related regulations. Our power plants are fully equipped with environmental treatment systems for wastewater and gas emissions. Environmental parameters are monitored and supervised with transparency. Measurement and monitoring results are reported publicly to the local Department of Natural Resources and Environment

as well as to EVN and state management agencies. EVN promoted the use of ash, conforming to technical standards and regulations for suitable building materials and ground filling. All thermal power plants have signed contracts with partners for ash, slag, and gypsum treatment with the consumption rate of ash and slag reaching 80% of generated volume in 2020.

EVN DIGITAL TRANSFORMATION



EVN received the Excellent Digital Transformation Award 2020

EVN has approved the Digital Transformation plan for the whole Corporation to be accomplished by the year 2020. A transformation that involves technology, resources, organization and culture is a prerequisite for EVN to be more agile and resilient in a fast - changing world. With the Group's operational theme of 2021 being "Digital Transformation in Vietnam Electricity", EVN's Digital Transformation Master Plan targeted at improving business

efficiency, service quality, labor productivity and governance capacity.

EVN actively promotes the application of digital technologies in all activities along the entire industrial value chain from power generation, transmission, distribution, operation of power system and electricity market, to customer services. The year 2021 is a momentum year for EVN to make a breakthrough in digital transformation for the following years. EVN wishes to build up and lead this digital ecosystem, for the sake of modernization and sustainable development of Vietnam's energy industry.



EVN commissions EVNSOLAR platform to promote rooftop solar power development in Vietnam

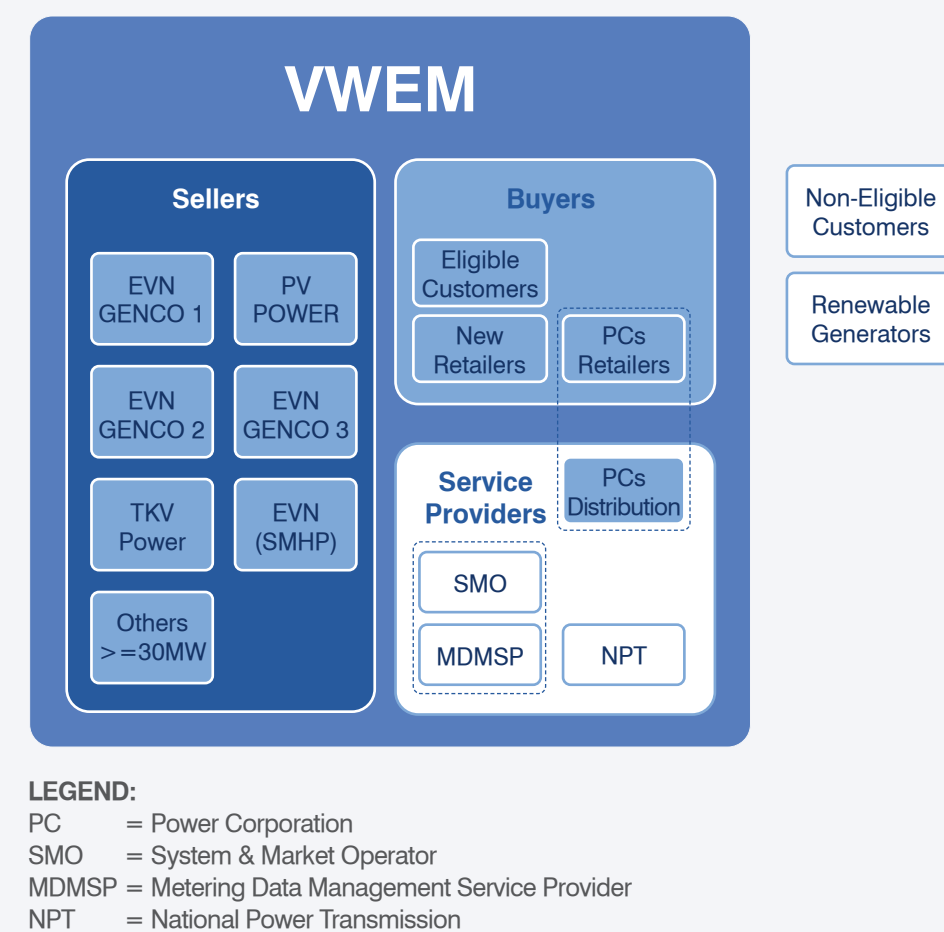
ELECTRICITY MARKET



Workers on duty to operate at Vinh Tan 4 Thermal Power Plant

Since early 2019, the VWEM (wholesale electricity market) has officially operated. By the end of 2020, 100 power plants directly participated in the power market with a total installed capacity of 27,640 MW, accounting for 40% of the national power system.

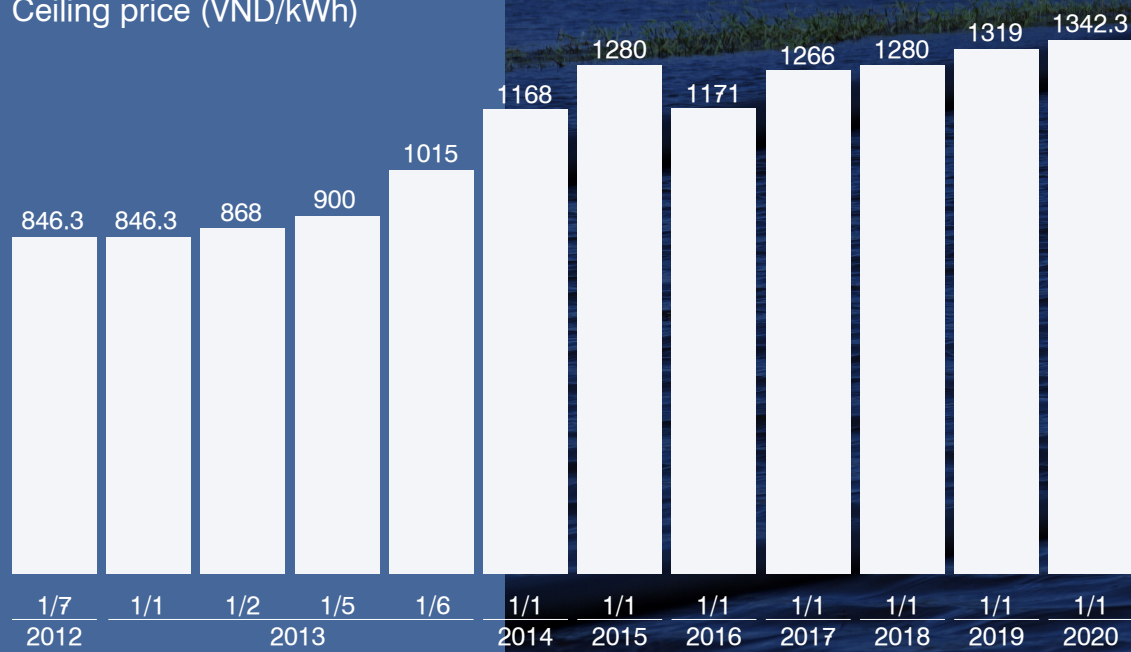
EVN will conduct price marketization to encourage investment in the electricity industry and follow the state-regulated market mechanism. According to the roadmap for power market development, VREM (retail electricity market) is expected to be in operation in 2023.



Ceiling prices of the market over the recent years

Years	Date	Ceiling price (VND/kWh)
2012	01/07/2012	846.3
2013	01/01/2013	846.3
	01/02/2013	868
	01/05/2013	900
	01/06/2013	1015
2014	01/01/2014	1168
2015	01/01/2015	1280
2016	01/01/2016	1171
2017	01/01/2017	1266
2018	01/01/2018	1280
2019	01/01/2019	1319
2020	01/01/2020	1342.3

Ceiling price (VND/kWh)



CORPORATE RESTRUCTURING AND EQUITIZATION




Announcement of enterprise value for equitization of GENCO 2

EVN secures restructuring and equitization process in line with the Government's approval. In execution of the corporate restructuring plan, EVN has completed the study of converting the National Load Dispatch Center into a one-member limited liability company with independent accounting. EVN has planned to convert the new Thai Binh Thermal Power Company and Vinh Tan 4 Thermal Power Plant into one-member limited liability companies for the equitization process. Following Power Generation Corporation 3 (GENCO3), Power Generation Corporation 2 (GENCO2) became a Joint Stock Company (JSC) with the IPO held in early 2021; Power Generation Corporation 1 (GENCO1) is scheduled to be equitized in the period 2023-2025. In pursuit of the divestiture program, EVN has completed

the divestiture process in Thuan Binh Wind Power Joint Stock Company and Electricity Finance Joint Stock Company (EVNFinance) in 2020. Implementing EVN's equitization roadmap, Power Engineering Consulting Joint Stock Company 3 (PECC3), Power Engineering Consulting Joint Stock Company 4 (PECC4), Dong Anh Electrical Equipment Corporation (EEMC) and Power Generation Corporation 3 (GENCO3) are scheduled to be divested in the period 2021-2025.



INTERNATIONAL COOPERATION



In the face of the tumultuous global situation, EVN has been able to sustain and strengthen international cooperation and solid relations with foreign agencies, regional and international organizations. The Group has maintained trustful partnerships with international financial institutions to arrange capital sources for power investment projects, conducting procedures for new investment projects using ODA, preferential loans and none sovereign loans.

Since Vietnam taking over the role of ASEAN Chairman in 2020, EVN has effectively executed cooperation and integrational activities, participating in important conferences such as Heads of ASEAN Power Utilities/Authorities (HAPUA) forum, Association of the Electricity Supply Industry of East Asia and the Western Pacific (AESIEAP), Greater Mekong Subregion (GMS), The ASEAN Ministers on Energy Meeting (AMEM), ASEAN Energy Business Forum (AEBF) and General Planning Managers of Southeast and Northeast Asian Electric Utilities (GPM). EVN, joining with

MOIT, has proactively organised many cooperation programs, most notably ASEAN Action Plan on Energy Cooperation Phase II (APAEC 2021-2025), ASEAN Power Grid Connection Plan Phase 3 (AIMS III), Multilateral Power Trading and ASEAN Power Market Program; sharing information on the response to COVID-19 of the power industry in different countries and running programs supporting customers affected by the pandemic. In regional cooperation, EVN has been making efforts to implement safe integrational practices, actively involved in international activities and forums to share and get access to the latest knowledge and experiences, establishing new opportunities in business.



EVN and USAID signed the Memorandum of Understanding for technical assistance to promote rooftop solar PV development in Vietnam



EVN and AFD signing financial termsheet for Hoa Binh Extended Hydropower Project



EVN and the British Embassy in Vietnam signed the Letter of Intent for applying Building information model for the Tri An Hydropower Plant Expansion Project

HUMAN RESOURCE DEVELOPMENT AND TRAINING

EVN's objective of human resource development and training is to grow employee empowerment using modern governance with properly planned monitoring and evaluation, aiming at productivity improvement and sustainable development of the corporation.

Strengthening employees' learning culture and digital mindset is the centrepiece of EVN's reform measures amid a global pandemic. The E-learning system that has been implemented since 2019 allows a wide range of education and training options to be more accessible to employees at all levels in the organization. Furthermore, various projects are designed to standardize and improve the capacity of EVN's managers and specialists to reach regional and global levels. EVN keeps on accelerating the implementation of human development projects including

the Capacity Building Project for Power Project Management Boards (PMBs) and the Expert Development Project focusing on those experts from EVN's main business areas, aiming to be well-recognized at international associations by 2025.

EVN is transforming with a workforce that is highly responsive to changes in the digital environment, commitment to making ongoing improvements and taking on new challenges to improve productivity and efficiency in business, significantly contributing to the social-economic development in Vietnam.



EVN held training course on reliability centered maintenance (RCM) for thermal power plants

CORPORATE SOCIAL RESPONSIBILITY

As a responsible corporation, EVN and member companies actively contribute to and support social security projects and activities.



EVN donates VND 3 billion to support the investment in building kindergarten rooms in Thanh Hoa Province on December 2020



Vietnam Electricity and Ialy Hydropower Company donate houses of gratitude to the poor in Kon Tum province in December, 2020



EVN supports 300 million VND for poor patients at Da Nang Oncology Hospital in April, 2021

CONSOLIDATED FINANCIAL STATEMENTS

Unit: million VND

	2019	2020
1. Gross revenue from goods sold and services rendered	394,890,318	403,283,407
2. Deductions	331	758
3. Net revenue from goods sold and services rendered	394,889,987	403,282,648
4. Cost of sales	343,852,003	348,724,291
5. Gross profit from goods sold and services rendered	51,037,984	54,558,357
6. Financial income	3,973,036	5,198,527
7. Financial expenses	22,495,885	22,917,579
8. Share of net profit from associates	498,392	430,088
9. Selling expenses	7,134,349	8,603,466
10. General and administration expenses	13,635,568	13,589,081
11. Operating profit	12,243,610	15,076,846
12. Other income	644,962	601,045
13. Other expenses	388,589	361,947
14. Profit from other activities	256,374	239,098
15. Accounting profit before tax	12,499,984	15,315,944
16. Current corporate income tax expense	2,690,249	782,784
17. Deferred corporate tax (income)	89,701	52,857
18. Net profit after corporate income tax	9,720,033	14,480,303
18.1. Equity holders of the Holding Company	7,890,068	12,467,272
18.2. Non-controlling interests	1,829,965	2,013,031

CONSOLIDATED BALANCE SHEET

Unit: million VND

ASSETS	2019	2020
A. Current assets	163,524,480	195,825,938
I. Cash and cash equivalents	53,601,031	55,236,910
II. Short-term financial investments	61,538,355	87,232,171
III. Short-term receivables	18,885,904	18,713,920
IV. Inventories	23,213,272	27,308,672
V. Other short-term assets	6,285,918	7,334,265
B. Non-current assets	557,935,980	533,625,830
I. Long-term receivables	576,882	282,147
II. Fixed assets	497,754,976	491,076,476
III. Investment properties	15,686	15,546
III. Long-term assets in progress	43,742,913	28,863,128
IV. Long-term financial investments	5,781,364	5,994,120
V. Other long-term assets	10,064,160	7,394,412
Total assets	721,460,460	729,451,768
EQUITY AND LIABILITIES		
A. Liabilities	495,046,471	489,256,338
I. Current liabilities	130,482,507	145,735,974
II. Long-term liabilities	364,563,965	343,520,364
B. Equity	226,413,989	240,195,430
I. Owner's equity	226,448,999	240,235,919
II. Other resources and funds	(35,010)	(40,490)
Total equity and liabilities	721,460,460	729,451,768

POWER PLANT PROJECTS

No.	Project	Capacity MW	Operation year
1	Phuoc Thai 2 SPP	150 MWp	2022
2	Phuoc Thai 3 SPP	50 MWp	2022
3	Hoa Binh HPP extension	2x240	2024
4	Ialy HPP extension	2x180	2024
5	Quang Trach I TPP	2x600	2025
6	Tri An HPP extension	200	2025
7	O Mon IV TPP	1050	2025
8	O Mon III TPP	1050	2026
9	Bac Ai PSHP	4x300	2026 - 2028
10	Quang Trach II TPP	2x600	2027 - 2028
11	Dung Quat I TPP	750	2028
12	Dung Quat III TPP	750	2029



EVN'S MEMBER COMPANIES

No.	Company	Address	Phone	Fax
1	Hoa Binh Hydropower Company	No. 428 Hoa Binh road, Tan Thinh ward, Hoa Binh city, Hoa Binh province	0218 3852043	0218 3854155
2	Ialy Hydropower Company	No. 727 Pham Van Dong street, Yen The, Pleiku city, Gia Lai province	0269 2222008	0269 3866470
3	Tri An Hydropower Company	No. 767, Vinh An town, Vinh Cuu district, Dong Nai province	0251 2217939	0251 3861257
4	Tuyen Quang Hydropower Company	No. 403 Truong Chinh street, Tuyen Quang city, Tuyen Quang province	0207 3980929	0207 3980919
5	Se San Hydropower Development Company	No. 114 Le Duan road, Phu Dong, Pleiku city, Gia Lai province	0269 3514118	0269 2222369
6	Son La Hydropower Company	56 Lo Van Gia street, Chieng Le district, Son La city, Son La province	0212 2240030	0212 3751106
7	Huoi Quang – Ban Chat Hydropower Company	Na Khiat village, Muong Cang commune, Than Uyen town, Lai Chau province	0213 2489565	0213 3783579
8	Thai Binh Thermal Power Company	Hamlet 3 , Thai Do Commune, Thai Thuy district, Thai Binh province	0227 3720988	0227 3720989
9	Vinh Tan 4 Thermal Power Plant	Vinh Tan commune, Tuy Phong district, Binh Thuan province	0252 3666222	0252 3666111
10	Electric Power Trading Company	12th floor, Tower A, EVN Building, No. 11 Cua Bac street, Hanoi	024 22218219	024 22218214
11	National Load Dispatch Centre	11th floor, Tower A, EVN Building, No. 11 Cua Bac street, Hanoi	024 39276178	024 39276181
12	EVN Power Service Center	5th floor, Tower B, EVN Building, No. 11 Cua Bac street, Hanoi	024 66941676	
13	Power Project Management Board No. 1	6th floor, Tower B, EVN Building, No. 11 Cua Bac street, Hanoi	024 22148183	02435541371
14	Power Project Management Board No. 2	8th floor, Tower B, EVN Building, No. 11 Cua Bac street, Hanoi	024 66941001	024 66941002
15	Power Project Management Board No. 3	No. 25 Thach Thi Thanh Street, Tan Dinh, District 1, Ho Chi Minh City	028 22100423	028 38206776
16	EVN Construction and Technology Investment Management Board	9th floor, Tower B, EVN Building, No. 11 Cua Bac street, Hanoi	024 66946655	
17	Electric Information Centre	15th floor, Tower A, EVN Building, No. 11 Cua Bac street, Hanoi	024 66946700	024 37725192
18	Information and Communications Technology Company	16th floor, Tower A, EVN Building, No. 11 Cua Bac street, Hanoi	024 22225210	024 22225211

ONE MEMBER LIMITED LIABILITY COMPANIES

No.	Company	Address	Phone	Fax
1	Power Generation Corporation No. 1	16th, 17th, 18th floor, Thai Building, Block A, lot E2, No. 22 Duong Dinh Nghe street, Cau Giay district, Hanoi	024 66509518	024 66941345
2	Thu Duc Thermal Power One Member Limited Liability Company	Km No. 09, Hanoi highway, Truong Tho ward, Thu Duc district, Ho Chi Minh city	028 22158280	028 38966958
3	National Power Transmission Corporation	No. 18 Tran Nguyen Han street, Hoan Kiem district, Hanoi	024 22226666	024 22204455
4	Northern Power Corporation	28th floor, Tower B, EVN Building, No. 11 Cua Bac street, Hanoi	024 22100706	024 38244033
5	Central Power Corporation	78A Duy Tan street, Hai Chau district, Da Nang city	0236 2221028	0236 3625071
6	Southern Power Corporation	No. 72 Hai Ba Trung street, district 1, Ho Chi Minh city	028 22201188	028 22201166
7	Ha Noi Power Corporation	No. 69 Dinh Tien Hoang street, Hoan Kiem district, Hanoi	024 22200898	024 22200899
8	Ho Chi Minh City Power Corporation	No. 35 Ton Duc Thang, Ben Nghe ward, district 1, Ho Chi Minh city	028 22201177/88/99	028 22201155/66

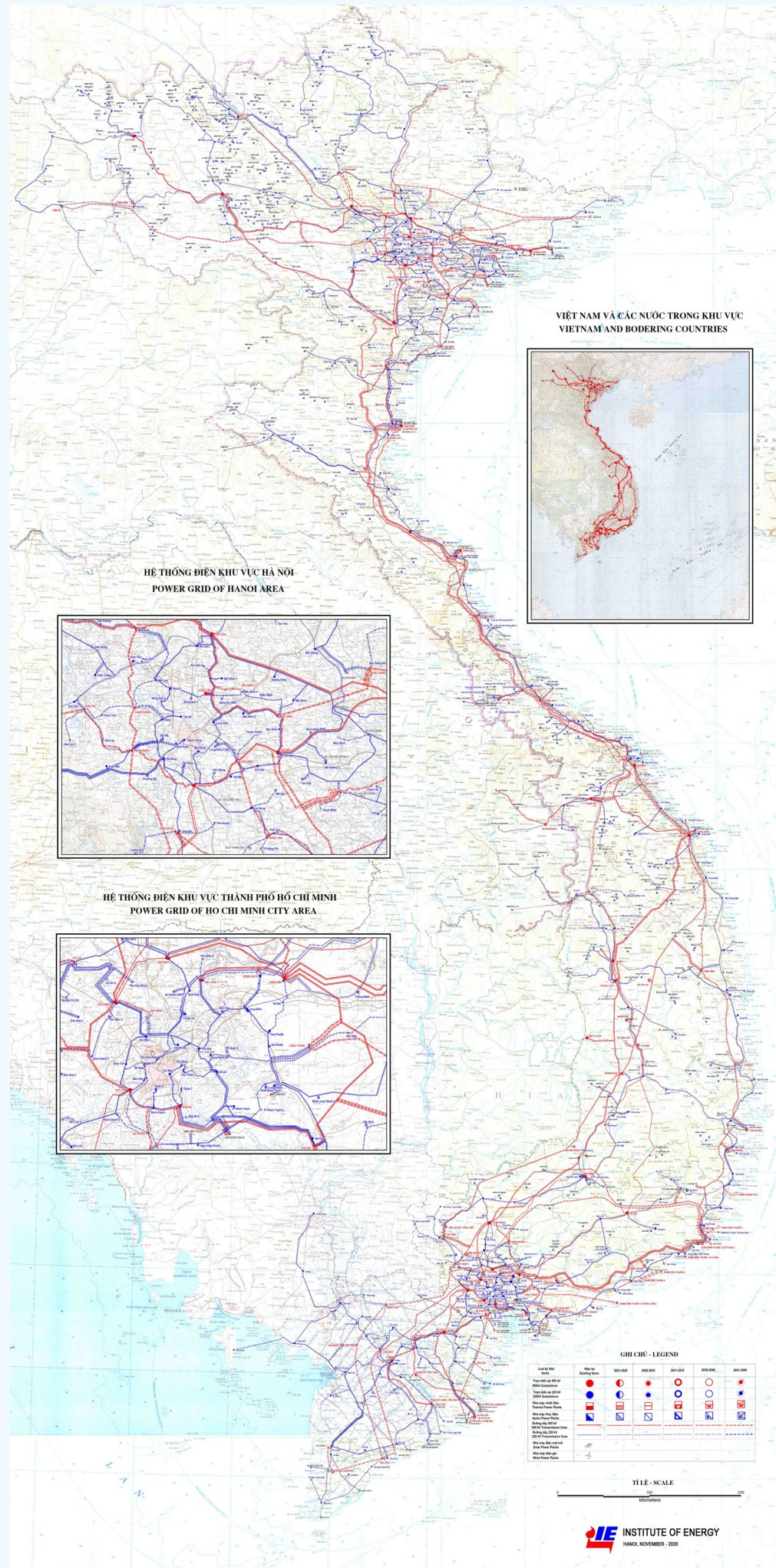
JOINT STOCK COMPANIES

No.	Company	Address	Phone	Fax
1	Power Generation Joint Stock Corporation 3	No. 60 - 66 Nguyen Co Thach street, Sao La urban area, An Loi Dong ward, district 2, Ho Chi Minh city	028 36367449	028 36367450
2	Power Generation Joint Stock Corporation 2	No. 1 Le Hong Phong street, Binh Thuy ward, Can Tho city	029 22461507	029 22227446
3	Dong Anh Electrical Equipment Manufacturing Joint Stock Corporation	No. 189 Lam Tien street, Dong Anh town, Hanoi	024 38833779	024 38833113
4	Power Engineering Consulting Joint Stock Company 1	Km 9 + 200, Nguyen Trai road, Thanh Xuan district, Hanoi	024 38544270	024 38541208
5	Power Engineering Consulting Joint Stock Company 2	No. 32 Ngo Thoi Nham street, ward 7, district 3, Ho Chi Minh city	028 22216468	028 22210408
6	Power Engineering Consulting Joint Stock Company 3	No. 32 Ngo Thoi Nham street, ward 7, district 3, Ho Chi Minh city	028 22211169	028 22211169
7	Power Engineering Consulting Joint Stock Company 4	No. 11 Hoang Hoa Tham street, Nha Trang city, Khanh Hoa province	0258 3563999	0258 3563888

AFFILIATES

No.	Company	Address	Phone	Fax
1	Vinh Tan 3 Power Joint Stock Company	Room No. 503, 5th floor, Capital Tower, 109 Tran Hung Dao street, Hoan Kiem district, Hanoi	024 39748320	024 39748321
2	Thuan Binh Wind Power Joint Stock Company	Lac Tri hamlet, Phu Lac commune, Tuy Phong district, Binh Thuan province	062 3822024	062 3823024
3	EVN Finance Joint Stock Company	Floor 14 – 16, Tower B, EVN Building, No. 11 Cua Bac street, Hanoi	024 22229999	024 22221999

GEOGRAPHICAL SCHEME OF VIETNAM POWER SYSTEM





EVN

ANNUAL REPORT

2021

